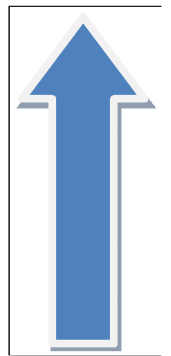
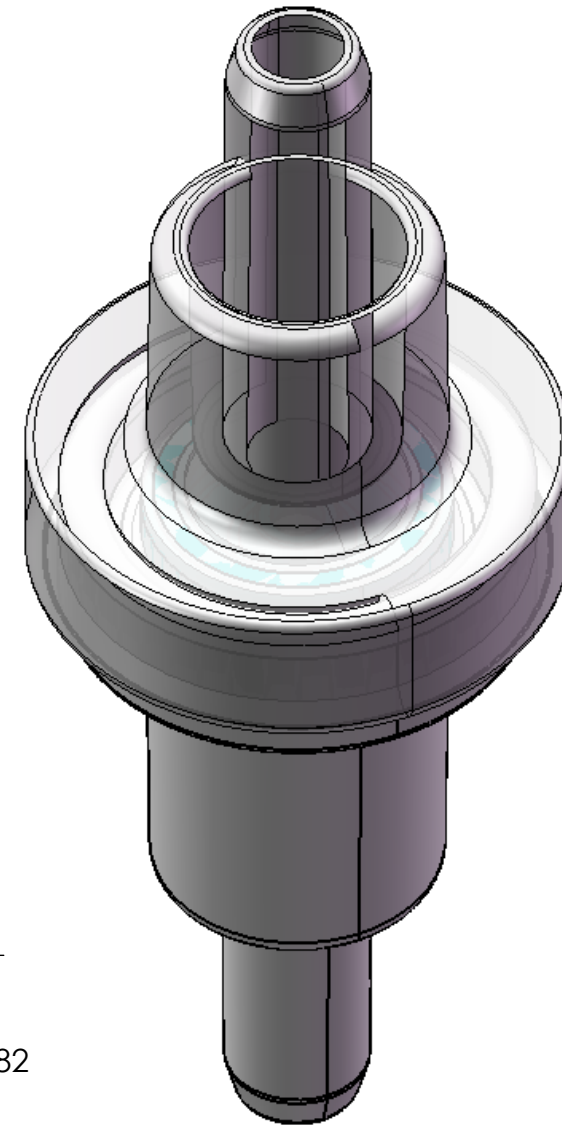
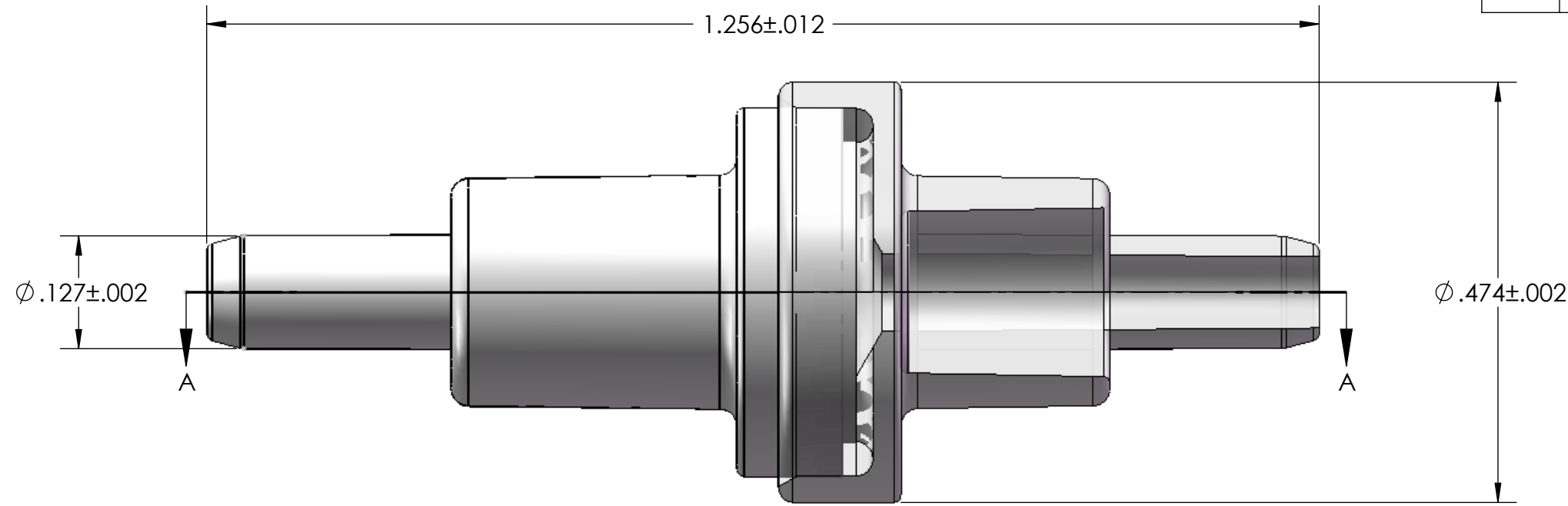
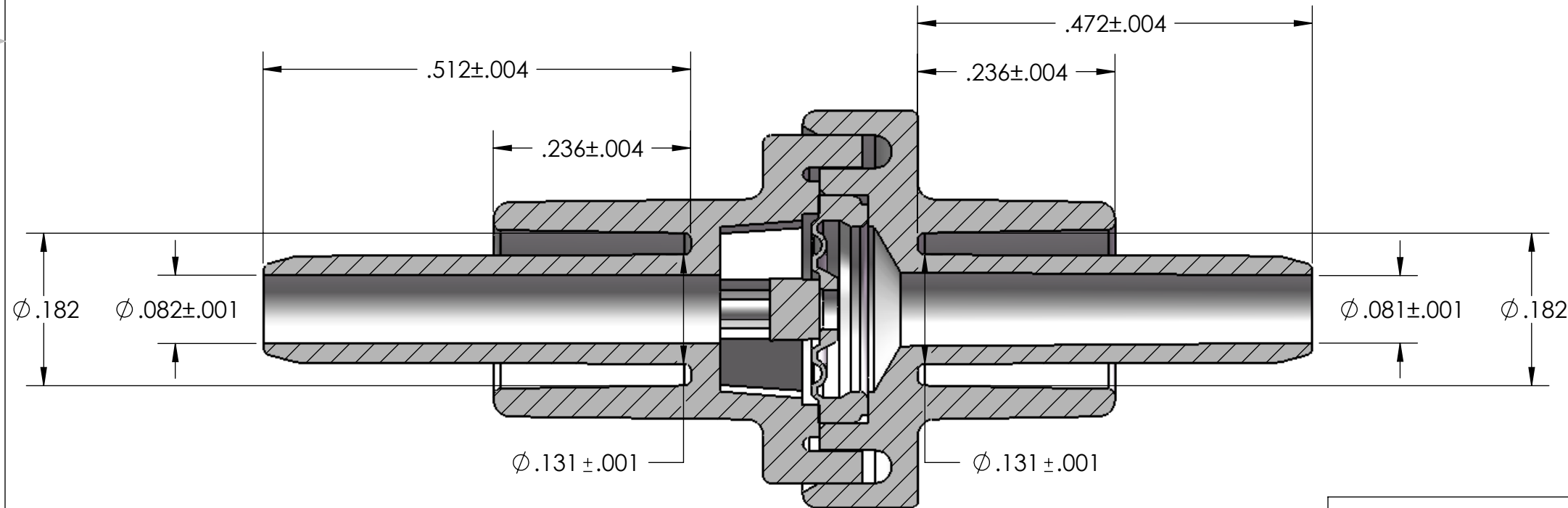


NOTES: FOR ADDITIONAL DETAILS, PLEASE CONTACT VP CUSTOMER SERVICE

REVISIONS			
REV.	DESCRIPTION	DATE	APPROVED
A	INITIAL RELEASE	01/20/09	Rick C.



DIRECTION OF  
FLUID FLOW



SECTION A-A

UNLESS OTHERWISE SPECIFIED DIMENSIONS ARE IN INCHES TOLERANCES ARE:		<b>VALUE PLASTICS, INC</b>		
FRACTIONS	DECIMAL			
±	. XX ±.01	± 1°		
	.XXX ±.005			
	.XXXX ±.001			
DO NOT SCALE DRAWING		PART NUMBER: <b>SCV21053</b>		
DRAWN BY: MICHELE SCHENK		DESCRIPTION: Check Valve, Socket for .118" (3.0 mm) ID x .161" (4.1 mm) OD Tubing x 2, Clear and White ABS w/Silicone Diaphragm		
DATE: 1/20/2009	SIZE: <b>B</b>	SCALE: NTS	DWG. NO. 1014465	REV A
ENGINEERING MANAGER: RICK CAIRNS	© 2009 VALUE PLASTICS, INC		SHEET: 1 OF 1	

**FOR REFERENCE ONLY**